

**4-H ANNUAL
 ACHIEVEMENT
 BANQUET**

Thursday, December 14 at 7 p.m.




4-H is collecting food for the Backpack Program at the Achievement Banquet. Everyone is welcome to donate!



FAMILY & CONSUMER SCIENCES
 Creating Healthy & Sustainable Families



- First Saturday Walkabouts
- Sewing Circle—fun projects offered!
- Laugh & Learn Play Dates for youth ages 3-5
- Cookie Exchange
- How to thaw and cook a turkey? See the article inside. You can also call The USDA Meat & Poultry Hotline phone, open daily from 10 a.m. - 4 p.m. ET, (English & Spanish). 1-888-674-6854 (Special Thanksgiving Day hours: 8 a.m. to 2 p.m. ET)




AG PROGRAMS

- ♦ HAAC Needs YOU!
- ♦ Small Ruminant Quality Assurance
- ♦ Spotted Lantern Fly is Here

Spotted lanternfly lookalikes

While SLF is unique looking, there are some insects that resemble it

Some moth species have similar looking under-wings. They will be fuzzy and lack the other designs SLF has.



Horticulture



*Is it Time to Prune?
 Protecting Boxwoods
 Legend of the Woolly Worm
 Dried Flower Arrangements*

N
O
V
E
M
B
E
R

D
E
C
E
M
B
E
R

2
0
2
3



First Saturday Walkabout

Saturday, November 4
Saturday, December 2

Don't forget about participating in the monthly **First Saturday Walkabout!** On the first Saturday of **every month**, sign in at the front desk of Clear Creek FAC between 8—8:30 a.m. and you will receive one FREE Day Pass per person. To use at a later date. After signing in, you can walk on the trails, on the walking path, or on the inside walking track. You can use your pass at any date of your choosing.



Sewing Circle

1st Tuesday of each Month, 1 - 8 p.m.

Interested in learning how to sew, hone your sewing skills, or gather with other sewing enthusiasts? Come join us on the 1st Tuesday of each month! Choose from two projects offered (an easier one and a more challenging one) and/or join us for open sew where you can bring your own project to work on and ask for guidance from our Master Clothing Volunteers. For descriptions and photos of each project, pick up a flyer at the Extension Office or visit our Facebook page or website. Registration encouraged.

November 7 Projects:
10-Minute Table Runner
Casserole Carrier

December 5 Projects:
Santa Ornaments
Fusible Applique Project
Tree Ornaments



Laugh & Learn Play Dates

Thursday, November 9, 10 a.m.
Theme: Turkeys/Thankfulness
Thursday, December 7, 10 a.m.
Theme: Gingerbread

A free monthly playdate for children ages 3-5 and their caregiver. The program engages child(ren) in playful activities that are specifically designed to prepare them for kindergarten. Your child(ren) will listen to a story, sing songs, make crafts, play games, and enjoy a healthy snack.



Parents/guardians must also attend the program to support their child (ren) through the activities. Registration encouraged - call 502-633-4593 or email elizabeth.coots@uky.edu

Cookie Exchange

Friday, December 8, 1 p.m.

Join us for our holiday cookie exchange! Bring four dozen of your favorite homemade cookies, as well as the recipe, and you will go home with a delicious assortment of cookies. It may be helpful to bring your cookies in a container that you can also use to take your cookies home in (we will have some extra trays and containers if needed). We will be compiling all of the recipes for participants after the program.



Soup Sharing

Friday, January 12, 11 a.m. - 1 p.m.

January is national soup month, so what better way to celebrate it than coming together and eating soup! Bring a pot of your favorite homemade soup, along with the recipe, to our special session of "Soup Sharing". Best of all, you will taste many types of soup and receive all the recipes in a Soup recipe booklet later. You will have many new soup recipes to prepare and warm you, your family and friends this winter.



Turkey Tips

For many of us, Thanksgiving dinner is the largest meal we prepare all year. So much time and effort goes into planning the meal. There's the decorations, the place settings, the side dishes, the guest list and oh yeah, the turkey! Follow these food safety tips to ensure a safe and delicious turkey at your Thanksgiving dinner.

- If cooking a fresh turkey, purchase it no more than two days before.
- Frozen turkeys can be purchased several weeks before. Make sure you allow enough time for thawing. Thawing should never be done at room temperature on the counter. Thawing should be done in the refrigerator, in the sink using cold water that is changed every 30 minutes or in the microwave if followed by immediate cooking.
- Before cooking preparations, wash your hands with soap and warm water for 20 seconds.
- Don't wash the turkey. This can spread bacteria onto kitchen surfaces. All raw meat contains bacteria. Washing the meat will not remove the bacteria. The only way to remove the bacteria is to properly cook the turkey.
- Keep the turkey away from all other foods before cooking in order to avoid cross contamination. Don't prepare any other foods until you have the turkey in the oven and have properly cleaned and sanitized the area.
- Wash and sanitize everything that touched the raw meat, even countertops.
- Cook the turkey until it reaches 165 degrees F, measured with a metal stem thermometer. The temperature should be checked in three places; the thickest part of the breast, the innermost part of the wing, and the innermost part of the thigh.
- It is always safer to cook the stuffing separately. However, if you choose to stuff your bird, use a metal stem thermometer to check the temperature of the stuffing. The center of the stuffing should reach at least 165 degrees F.
- Refrigerate leftovers within two hours.
- Do not store stuffing inside the turkey. Remove the stuffing from the bird and refrigerate it in a separate container.
- Remove the meat from the turkey before storing in the refrigerator. Legs and wings can be left whole. Remember to eat those leftovers within 3-4 days. If the meat will not

be eaten within 4 days, freeze the meat for up to 4 months for best quality.

- Source: USDA <https://www.foodsafety.gov/keep/events/thanksgiving/index.html>

Prevent Dry Skin this Winter

Cold temperatures, gusting wind, and limited exposure to sunlight can be the perfect storm for producing dry skin and itching in the winter months. If you are prone to dry, itchy skin, there are some things you can do to prevent its onset.

- Use creams instead of lotion, particularly on skin that is commonly exposed to the outdoor elements such your face or hands. Creams are thicker and provide a better barrier between skin and harsh weather conditions.
- Avoid skin and hair products with fragrance. Many products that include synthetic fragrance can cause irritation and make itching worse when skin is already raw or inflamed.
- Avoid long, hot showers. As tempting as a steamy shower can be to remedy cold weather blues, extreme heat can be additionally drying to your skin, compounding the problem.
- Seek professional help for persistent problems. If over-the-counter attempts to resolve itching and irritated skin are not working, see a dermatologist. Sometimes winter weather can trigger underlying skin conditions that need professional care and prescription treatment.

Reference: <https://www.aad.org/public/everyday-care/skin-care-basics/care/winter-skin-survival-kit>



Articles By:

M. Elizabeth Coats

Elizabeth Coats
Cooperative Extension Agent for
Family & Consumer Sciences

Is it Time to Prune?

It's a common belief that fall is the best time to prune trees and trim bushes. Temperatures are dropping, the vegetable garden has been cleaned out, garlic planted, perennial flowers cut to the ground, and growth is done for the season. So surely now is also the time to cut back your overgrown shrubs and pesky tree branches, right?

In reality, no. It's not. In fact, fall is arguably the *worst* time to prune back most woody plants and it has everything to do with their biology.

In the fall, plants are busy preparing for winter. They undergo the process of abscission, which is where they absorb all the nutrients and sugars they can out of the leaves and move them into other tissues and the root zone for storage (causing them to change color), produce compounds to help seal off and create a durable, protective layer in the place of each leaf, then completely detach their leaves. Woody deciduous plants store this energy until the next spring prompts new growth. Pruning a tree during this time of can be detrimental to the plant's health. A plant will respond to an injury (like a pruning cut) by healing it and producing new growth in that area. This delays the process of the plants' winter preparation and uses up some of the energy it could otherwise be using for next year. Should freezing weather arrive, it has the potential to both shock and weaken the woody plant.

So when is the best time for pruning? For most woody plants the best time to prune is in late winter or early spring. Somewhere around February/March. It's best done when the plant has gone dormant. If timed close to spring, then the plant can be pruned just before it begins producing new growth. This can help the plant heal quickly and avoid diseases and insects attacking the wound. There are, of course, some exceptions. Plants which produce flowers early in the spring (such as the azalea, cherry, forsythia, lilac, magnolia (etc.)) should be pruned after they are done blooming. If they are pruned before then, you run the risk of removing flower buds. Hedges and shrubs may need work more often than once a year, and it's acceptable to lightly trim them throughout the growing season (spring, summer). Large projects

(such as cutting them back) should also be done when they are dormant. Evergreens rarely require pruning, and most can be trimmed at any time of year (aside from fall). Different species will have different reactions to it, however. For example, the holly takes poorly to pruning but the yew is quite tolerant of it. Arborvitae cannot be cut back beyond the greenery because dead spots won't grow back. It's strongly recommended to do some research on what you're trying to prune before you cut.

Sources: [Pruning Trees and Shrubs](#)

Legend of the Woolly Worm

The myth of the woolly worm has been around since colonial times, but it didn't pick up in popularity until a small study done by Dr. Howard Curran. In 1948 he studied the banded woolly bear (larva of the Isabella tiger moth) population in Bear Mountain, New York. Counting the number of segments on the specimens he found, he predicted that, based on his findings, the next winter would be mild. When it turned out that was indeed the case, he concluded there may be some merit to the old myth. The story was published in the New York Herald Tribune then picked up nationally.

The folklore claims that the amount of black on a woolly worm/bear can predict the severity of the upcoming winter. The more black bands, the worse the winter. The less, the milder. Some myths go so far to explain that the caterpillars coat can predict *when* the winter will be at its worst by counting the segments. 13 segments for the 13 weeks of winter. If the head of the caterpillar is black, then the first week of winter will be cold. Another version claims that the direction the woolly worm is travelling in can also predict the winter. If the caterpillar is travelling south, then it's trying to escape the cold. If it's headed north, then it'll be a milder winter.



As popular and fun as it is, the myth has long since been known to be false, the data samples too small. Woolly worms are not able to predict the future weather, but Dr. Curran (and later others) continued the experiment all in good fun. Years later, the woolly worm/bear is one of the most recognizable caterpillars and several states host Woolly worm/bear festivals and races annually.

There is some real evidence, however, that the caterpillar's coloring may be influenced by the previous year's winter.

Sources:

[Woolly Bears and the Winter's Tale](#)

[Woolly Bear Caterpillars and Weather Prediction](#)

Protecting Boxwoods in Winter

The December of 2022 was harsh on many of our broadleaf evergreens. Nandinas failing to keep their color through the winter, cherry laurels dying back to the ground, holly bushes dropping leaves and boxwoods filled with straw-colored dead spots (often worse on one side of the plant). What happened, and how can we help prevent this from happening again?

Kentucky winters are cold, but they're rarely as cold as what we saw this last year. Unlike our deciduous plants, which go dormant, evergreens will still maintain a low level of activity through the colder months. The combination of extreme temperatures (dipping to around - 30 degrees F with wind chill in some locations) and fast, dry winds froze and dried the plants out, killing the leaves and branches.

Will this happen again? Probably. Winter damage to boxwoods is not uncommon, but it is rarely as devastating as it was this last year. In a normal year, homeowners may not even notice it, especially as it is rarely fatal and the plants recover enough that it not noticeable halfway through spring. The damage from 2022 was unusual. Some plants were so damaged and misshapen that homeowners felt they had no choice but to replace them (On that note: the price of boxwoods has skyrocketed).

So what can you do? If you have boxwoods which have suffered from the winter damage, then cut away the dead — it's not doing the plant any good. Eventually, new growth may fill in the spots, but it will take time. If the damage is too extensive then it might be worth tearing them out and replacing them. If you're not wanting boxwoods again, there are several alternate options - inkberries, hollies, arborvitae, taxus yew, and others. For protecting and preventing this kind of damage in the future - mulch the plants and watch the weather. Mulching helps keep the root zone just a little bit warmer. If we have another mid-winter drought or are forecasting extremely low temperatures, go out and water the plants thoroughly. Set up a windbreak or cloth to cover the plants for the duration of the event.

Dead spots in a boxwood are not always the result of winter damage. Diseases, like the boxwood blight, extensive insect damage, or other environmental factors could also be to blame. If you have questions or are concerned about your boxwoods, you're more than welcome to contact the Extension Office for advice. Source: [Winter Woes on Woody Landscape Plants](#)

Master Gardeners

The Master Gardener Association meets once a month on the second Tuesday at **6:30 p.m.** Please join us for the upcoming meeting on **November 14th** to learn about the health benefits and ease of growing your own microgreens. Please keep in mind that there will not be a regularly scheduled meeting in December due to the Christmas celebration on **December 5th, from 6 -8 p.m.** Information on the party will be available during the next meeting and over the Master Gardener email. All Garden Talks are available to be viewed in person at the Extension Office or through Zoom.

The newest edition of the Master Gardener Manual has been published and is available for purchase (\$60) for any Master Gardener who might be interested.

Beekeepers

The Beekeepers Association does not meet through the months of November, December, or January. We look forward to seeing you all again at the first meeting in 2024 (**February 22nd at 7 p.m.**)!

Upcoming Programs

Dried Flower Arrangements

Please note that some aspects of this class have been changed. Come join Elizabeth Rosenberg at the Extension Office to learn about making flower arrangements with dried flowers. Attendance of the Flower Drying class back in July is not a prerequisite to attend this class. Elizabeth will be demonstrating several projects using plant material she has gathered and dried over the summer. The class will be held on Thursday, **November 9th at 10 a.m.** (this has been changed from the previous time of 10:30 a.m.) If you're interested, please contact the Extension Office to sign up (502) 633-4593.

2024 Master Gardener Program

The 2024 Master Gardener Program is in the process of being planned. More information will be available on it in the next newsletter.



Articles By: *A. Skye Drane*
Skye Drane
Horticulture Technician

4-H Council Poinsettia Fundraiser

The Shelby County 4-H Council is selling poinsettias as a fundraiser. Orders will be accepted through November 21st. Plants will be available on Friday, December 1st for pick up. Poinsettias will come in 6 inch pots for \$10 and 9 inch pots for \$20 and are available in red, white, pink and marble colors.



Please advertise and tell your friends, neighbors and coworkers about the sale. Proceeds will support the Shelby County 4-H Council. Funds are used to help sponsor youth at camp, conferences, contests, and other 4-H activities.

More information is available on Page 10 of this newsletter.

4-H Achievement Banquet

The 2023 4-H Achievement Banquet is approaching quickly. This year's banquet will be at the Shelby County Extension Office at 7 p.m. on **December 14**. All 4-H members, their families and 4-H volunteers are invited to attend. The 4-H Council will be providing baked spaghetti. We ask that 4-H'ers bring a dessert.

We will be recognizing each club and project group in Shelby County 4-H at our event. Please have someone designated to represent your group and speak during the banquet.

We would like to have a slideshow of various club activities and events. If you have photos you would like to submit for use in the slideshow, please send them to Brenna Bennett. Email your pictures to brenna.bennett@uky.edu or they can be downloaded from an SD card. If you have questions about submitting pictures, please call us. We would like to have all clubs and groups included in the slide show. All pictures need to be in BEFORE November 17.

Award winners for the Outstanding Senior, Outstanding Junior, "I Dare You Award," and Matt Edwards Award will be announced at the banquet. Nominations by club leaders, parents, or 4-H members are due to the Shelby County 4-H office by November 15. A nomination form is available online or at the Extension Office. If you have questions about these awards, please contact Candice Hollingsworth, Regina Browning or Brenna Bennett

In addition, all 4-H members are encouraged to bring food for the Backpack Project as a community service project. This program provides food for young people in need

by filling a backpack with food, on weekends and breaks from school. Foods that are needed are Chef Boyardee, Beef Stew, Beanee Weenee and Easy Mac and Cheese. All lids should be pop-top and nothing that requires a can opener. Make sure items are not past their expiration dates so that they can be safely given to the students.

Donate food for kids in need at the Achievement Banquet. Items support the Shelby County Backpack Project



Camp Dates

The dates for Shelby County 4-H Camp have been set. We will be camping **July 1-5, 2024**. We will be camping with Henry County. Applications for campers will be available on February 1. Camp slots are filled on a first-come, first-served basis. We typically have a waiting list for camp each summer.

Applications for 4-H Camp Teen Leaders, Counselors in Trainings (CIT) and Adult Leaders will also be available on **February 1** at the Extension Office and on our website. We are always in need of volunteers for camp, especially male teens and adults. Contact us with questions or if you are interested in attending camp with us in 2024.

Country Ham Project

If you are interested in the Country Ham Project, the contracts will be available soon. The contract and \$70 fee are due to the Extension Office by December 13. Contracts are available at the Shelby County Extension Office. The hams typically go into cure around the Martin Luther King, Jr. holiday.

The 4-H Country Ham Project gives members two raw hams to take through the curing process. In August, they give a speech about the project and if completed, get two country hams to take home. To receive hams after the State Fair, youth must complete all requirements, including attending project meetings and giving a speech at the State Fair. All project meetings are held at the Shelby County Extension Office. Adults may also participate in the Country Ham Project and will meet at the same time as 4-H'ers. Contact the Extension Office for adult pricing.



Enrollment Forms

All 4-H members and volunteers should complete new enrollment forms each year. The form for 2023-2024 is now available. Please submit your form as soon as possible so that you can continue to receive mailings and updates from the Extension Office. As a reminder, 4-H members need to complete only one new form each year, regardless of the number of clubs or activities they participate in. If you do not complete a form, you will stop receiving communication from the Extension Office regarding upcoming events and activities.




Enrollment forms are available on our website or at the Extension Office. There is also an option to complete your form online. Information is available on our website to guide you through the process. If you have questions, please give us a call.

Cross County Guidelines

Cross county guidelines have changed beginning with this program year. All 4-H'ers that have completed cross county forms will need to resubmit the form annually. The forms are available at the Extension Office or on our website.

4-H Project Books

Remember, we have project books to guide you through your 4-H projects. These books will provide you with education and a list of supplies, resources, and guidelines that you will need to complete your project. These books cannot be mailed out but will be provided free of charge to interested 4-H members. If you would like a project book, stop by the Extension Office and pick one up at your convenience.



Kentucky 4-H Volunteer Forum

"Volunteers Reaching New Horizons"

The Kentucky Volunteer Forum (KVF) will be held February 22-24, 2024 at the Hyatt Regency in Lexington, Kentucky. This is a statewide event created to celebrate and recognize our 4-H Volunteers. Hundreds of workshops and seminars will be offered on a variety of subjects during the event. It is a great networking and idea sharing opportunity with volunteers from across the state of Kentucky. There are educational, youth entrepreneur, and

commercial exhibits set up to view. A banquet and awards program is held as a way to honor the wonderful volunteers that make the Kentucky 4-H program so special.

Regardless of your role as a volunteer in 4-H, there are sessions, classes and trainings that will be beneficial to you. KVF is an excellent opportunity for club leaders to gain insights and new ideas for their clubs and programs.

Registration is available for KVF at the Extension Office. Shelby County 4-H will assist current volunteers with the cost of attending if you are interested. Early Bird Registration is due by December 15. This is a great program and I encourage all volunteers to attend!

Help 4-H Members Thrive!

Challenging 4-H members in supportive and helpful ways teaches them that they can learn, grow, and get better through effort. Encouraging youth to take positive risks, like speaking in front of others, helps develop confidence and a growth mindset. Youth have a growth mindset when they believe that they can get better at things by working hard and putting in effort. Research shows that a growth mindset is an important quality for thriving and future success. Becoming open to challenge and discovery is a developmental process, meaning that it increases a little bit at a time over childhood and adolescence. Helping youth develop their abilities happens by gradually increasing the challenge of 4-H opportunities.

When you work with 4-H youth:

- Identify ways to challenge learning and growth in small but steady steps
- Encourage youth to try new things, even if they are uncertain they can succeed
- Teach youth the importance of a growth mindset, and help them understand that through effort they can get better
- Use the phrase "not yet" to help youth think positively about the effort they are putting into learning a new skill
- Teach youth to support each other when they are learning challenging things



4
~
H

Y
O
U
T
H

D
E
V
E
L
O
P
M
E
N
T

Articles By:

Regina Browning

Cooperative Extension Agent for 4-H Youth Development

Candice Hollingsworth

Cooperative Extension Agent for 4-H Youth Development

Horticulture and Agriculture Advisory Council (HAAC)

2020 and its aftermath have taken a toll on our Horticulture and Agriculture program advisory council. Rotations on and off the council were interrupted, meetings were canceled, things were allowed to lapse.

We now need to rebuild the council, basically from scratch. Skye and I are asking for volunteers interested in helping guide our hort and ag planning and programming. Terms are two years and members may serve two consecutive terms. HAAC meets quarterly, from 6:30—8:00 p.m. Meeting night has traditionally been the first Tuesday of the month, but that will likely change due to a standing conflict with another group.

Duties of council members include:

- Identify issues and opportunities that serve as a basis for Cooperative Extension Programming in Horticulture and Agriculture & Natural Resources.
- Promote Extension Horticulture/Agriculture programs to clientele, collaborative partners and stakeholders.
- Work cooperatively with the County Extension Council to address major county issues and program needs.
- Help to insure a broad-based Extension Program available to all citizens of Shelby County.

Council membership is made up to include representatives from the various agriculture and horticulture commodities and areas of interest across Shelby County, along with diversity in geographic location, age, race and gender.

If you are interested in becoming a member of HAAC, please contact Skye or myself at 633-4593. We would love to have your input and assistance in growing our programs!

Small Ruminant Quality Assurance

Sheep and Goat producers are now required to attain Small Ruminant Quality Assurance (SRQA) training in order to qualify for CAIP funding.

Quality assurance is a means of helping producers avoid making mistakes and avoiding defects in the production and sale of sheep and goat products. Goals for quality assurance include:

- Provide a product that instills trust and confidence in the consumer to encourage continued or increased consumption of your product.
- To produce your product with no blemishes on the finished product.
- Prevent injury while maximizing effectiveness of antibiotics and vaccines to produce a quality product.
- Provide a wholesome product that the consumer has trust and confidence in consuming or wearing.

- Causes no harm to the consumer!
- Uses best management practices that allows for maximum profit to the producer.

Producers should plan to attend the SRQA training session on **Thursday, November 16 at 6 p.m. at the Extension Office.** Call 633-4593 to reserve your space.

Spotted Lanternfly is Here

Source: UK ENFACT-465

- Spotted lanternfly (SLF) is an invasive species, originally from Asia, that was first confirmed in the US in 2014.
- The adult is distinctive looking, with front wings that have a mixture of stripes and spots while the back wings have a bright red color that contrasts with white, black, and khaki coloration on the rest of the body.
- Tree of heaven is their primary host plant, but they are known to feed on over 70 different species of plants including grapes, apples, and maples.

If you believe you have seen or captured a spotted lanternfly, please take a photo or capture the specimen and get it identified by the entomology department or submit it to a local extension professional.

Potential Hosts

There are over 70 potential hosts for SLF. Feeding preferences change as they age, with immature nymphs feeding on a broader range of plants while adults will preferentially feed on tree of heaven. Potential hosts include willow, maple, apple, walnut, pine, poplar, and stone fruit trees. They may also be found on hops plants and grape vines.

Symptoms, Life Cycle & Descriptions of Life Stages

Spotted lanternflies feed by inserting piercing-sucking mouthparts into the host plant which allow them to suck sap from the plant. This drain of resources stresses plants and results in other notable signs of infestation including:

- Wilted foliage
- Branch dieback
- Accumulation of “honeydew”, a sticky, sugary fecal material
- Black sooty mold growing in honeydew
- Increased visitations of flies, bees, and wasps who are feeding on honeydew

SLF infestations may also cause sap to ooze from infested trees and sites often have a fermented odor to them. In its known US distribution, the spotted lanternfly has only one generation per year. As true bugs, these insects develop through incomplete metamorphosis- starting life as an egg, then progressing through nymphal stages, before becoming an adult.

Eggs

SLF overwinters as an egg and egg masses can be found between September of one year into June of the following year. Individual eggs are laid in masses

that typically contain 30-40 eggs but can hold as many as 75-78. The mass is coated in a putty like substance produced by the mother. Initially this coating is white but darkens to a tan or khaki coloration. The result is egg masses that look like a smear of mud. They can be found on natural objects like logs but have also been found on many human-made objects like fence posts, lawn furniture, mailboxes, and automobiles, amongst others. SLF is a “hitchhiking” pest. When eggs are laid on firewood or cars, humans often inadvertently help to introduce this pest into new areas. Once nymphs have emerged from the eggs, the spent eggs are uncovered and empty, resembling open coin purses.

Tree of Heaven

Tree of heaven (*Ailanthus altissima*) is an invasive plant and the preferred host of SLF. It is also a major problem on its own. A fast-growing tree that tolerates a wide range of conditions, thriving in both urban and woodland settings and outcompeting native species. Usually, it is found in disturbed urban areas, and along roadsides and railroad tracks, it also invades natural areas, particularly in woodlands following harvests when papery wind-born seeds can rapidly colonize and grow in dense stands.

Tree of Heaven ID:

- Large (1-4 feet long) compound leaves with many (10-24) spear shaped leaflets with smooth edges
- Small lobes at the base of leaflets each have a distinctive glandular bump on the underside
- Branches and stems have an unpleasant smell when cut (similar to rancid peanut butter)
- Smooth green bark when young, turning gray with age
- Can be large trees (>80 feet tall) but more often seen as dense thickets of smaller trees that are clonally connected through roots
- Distinguish from native look-alikes like black walnut and sumac
- Black walnut leaflets will have more than 10 veins
- Sumac leaflets have saw tooth like edges

Nymphs

Spotted lanternfly develops through four nymphal stages before reaching adulthood. During the first three instars, they are black with white dots. In the final nymphal instar, they are black with red patches and white dots. The nymphs with red patches are about half an inch in length. All nymphal stages will jump when approached. Immature spotted lanternflies can be seen from April through October.

Adults

Adult SLF are over an inch long. They are part of a group known as the planthoppers, which are related to other insects like treehoppers, leafhoppers, and cicadas. Adult SLF are quick and will run and jump when approached. When viewed from the side,

lanternflies look vaguely tear drop shaped as their head comes to a point. They have long legs, and their wings are held tent-like over the abdomen. Half of the first pair of wings have black dots, while the other half is covered with broken black lines. The color of the wings is generally described as khaki pink. When the front wings are open, the second, smaller pair of wings underneath can be seen. These are partially red with black spots, which contrasts with black and white on the other portions of the wings. Adults are typically seen from July through November.

Potential Impacts for Kentucky

This pest threatens to impact wine production, apple growing, Christmas tree production, hops growers, and the sizable forest industries of Kentucky. As these insects feed, they decrease the plant’s health and can cause mortality. Their high numbers on host plants and the recruitment of black sooty mold and stinging insects by honeydew production can decrease the recreational value of parks and backyards that are infested. Although the outcomes of infestations in diverse woodlands settings and natural areas are less clear than in more uniform agricultural and landscape settings, the added drain on trees’ resources that SLF will cause may compound existing tree stress issues and trigger decline in a range of settings.

The regulatory response to an invasive species as problematic as SLF can also impact Kentuckians. Restrictions on the movements of goods like lumber, the need for quarantines, and even the requirement of permits to travel or move goods out of infested areas could all have financial or quality of life consequences for Kentuckians in infested areas.

What Can You Do?

If you think you have seen a SLF, you need to either capture the specimen or take a picture of it. There needs to be some sort of evidence to verify what you have seen. There are other insects in the state that resemble this pest, so be sure to properly identify.

If SLF is discovered, and the infestation is relatively contained, efforts will be made to locally eradicate the insects to prevent their continued local spread and establishment. This is done with a combination of insecticide treatment of potential host trees and eradication of tree of heaven and other preferred hosts. The sooner SLF is reported the better and the higher the probability of effectively controlling it.

If you do have evidence that needs evaluated, please submit photos or specimens directly to the Department of Entomology at UK or reach out to your local county extension office for guidance on how to send the sample in.

Articles By: *Corinne F. Belton*
 Corinne F. Belton
 Cooperative Extension Agent for
 Agriculture and Natural Resources



SHELBY COUNTY 4-H



POINSETTIA FUNDRAISER

PROCEEDS GO TO SUPPORT SHELBY COUNTY 4-H COUNCIL

Place orders by November 21, 2023

Pickup orders from Shelby County Extension Office Friday, December 1

See 4-H Section for More Information and Pricing



HOW CAN WE

serve you??

Take our 10-minute survey to help us develop programs addressing needs in our community. Scan the code below or visit go.uky.edu/serveKY. For paper copies, stop by the office.

KENTUCKY COOPERATIVE EXTENSION

DANIEL BOONE National Forest

SEE BEAUTIFUL ROCK COUNTRY FROM TOP LOOKING

Welcome Linda Matias



Linda joined the Extension Office on October 16 as the Nutrition Education Program Assistant. In her role, she will be teaching nutrition education in Shelby County to limited resource families with young children and SNAP-eligible individuals. She will be teaching how to plan nutritious meals on a limited budget, safe food handling practices, and food preparation skills necessary to have a healthy lifestyle. Welcome to our Extension family, Linda!

NOVEMBER

- FCS 4 First Saturday Walkabout, 8-8:30 a.m.
- FCS 7 Sewing Circle, 1-8 p.m.
- 4-H 7 4-H Cake Decorating, 1 p.m.
- FCS 9 Laugh & Learn, 10 a.m.
- HORT 9 Dried Flower Arrangements, 10 a.m.
- 4-H 13 Fur & Feathers, 6:30 p.m.
- 4-H 13 Livestock Club, 7 p.m.
- 4-H 14 Zappy Zippers, 4 p.m.
- HORT 14 Master Gardener Meeting, 6:30 p.m.
- HORT 16 Autumn Walk, 10 a.m.
- AG 16 Small Ruminant Quality Assurance, 6 p.m.
- 4-H 20 Dairy Club, 6:30 p.m.
- 4-H 30 Saddles N Spurs, 6:30 p.m.
- 4-H 30 Cloverbuds Club, 6 p.m.

- FAC
- Extension Office
- Extension Office
- Extension Office
- Extension Office
- Extension Office
- Extension Office
- Extension Office
- Extension Office
- Clear Creek Greenway
- Extension Office
- Extension Office
- Extension Office
- Extension Office

DECEMBER

- FCS 2 First Saturday Walkabout, 8-8:30 a.m.
- FCS 5 Sewing Circle, 1-8 p.m.
- HORT 5 Master Gardener Christmas Party, 6 p.m.
- FCS 7 Laugh & Learn, 10 a.m.
- FCS 8 Homemaker Cookie Exchange, 1 p.m.
- 4-H 11 Fur & Feathers, 6:30 p.m.
- 4-H 11 Livestock Club, 7 p.m.
- 4-H 12 Zappy Zippers, 4 p.m.
- 4-H 14 4-H Achievement Banquet, 7 p.m.
- 4-H 18 Dairy Club, 6:30 p.m.
- 4-H 20 4-H Cookie Exchange, 9 a.m.-noon

- FAC
- Extension Office
- Extension Office
- Extension Office
- Extension Office
- Extension Office
- Extension Office
- Extension Office
- Extension Office
- Extension Office
- Extension Office
- Extension Office
- Extension Office

CALENDAR OF EVENTS

KEY

4-H
4-H Youth Development

AG
Agriculture

HORT
Horticulture

FCS
Family & Consumer Sciences



**The office will be closed November 23 & 24
in observance of the Thanksgiving holiday
AND
December 25– January 1, 2024
for the holiday season.**

*** PUBLIC NOTICE -Reasonable accommodation of disability may be available with prior notice.**



Cooperative Extension Service
SHELBY COUNTY
1117 Frankfort Road
Shelbyville, KY 40065-9447

RETURN SERVICE REQUESTED

The Martin-Gatton College of Agriculture, Food and Environment is an Equal Opportunity Organization with respect to education and employment and authorization to provide research, education information and other services only to individuals and institutions that function without regard to economic or social status and will not discriminate on the basis of race, color, ethnic origin, national origin, creed, religion, political belief, sex, sexual orientation, gender identity, gender expression, pregnancy, marital status, genetic information, age, veteran status, physical or mental disability or reprisal or retaliation for prior civil rights activity.

Reasonable accommodation of disability may be available with prior notice. Program information may be made available in languages other than English.

Inquiries regarding compliance with Title VI and Title VII of the Civil Rights Act of 1964, Title IX of the Educational Amendments, Section 504 of the Rehabilitation Act and other related matter should be directed to:

Equal Opportunity Office, Martin-Gatton College of Agriculture, Food and Environment, University of Kentucky, Room S-105, Agriculture Science Building, North Lexington, Kentucky 40546,

the UK Office of Institutional Equity and Equal Opportunity, 13 Main Building, University of Kentucky, Lexington, KY 40506-0032 or

US Department of Agriculture, Office of the Assistant Secretary for Civil Rights, 1400 Independence Avenue, SW, Washington, D.C. 20250-9410.